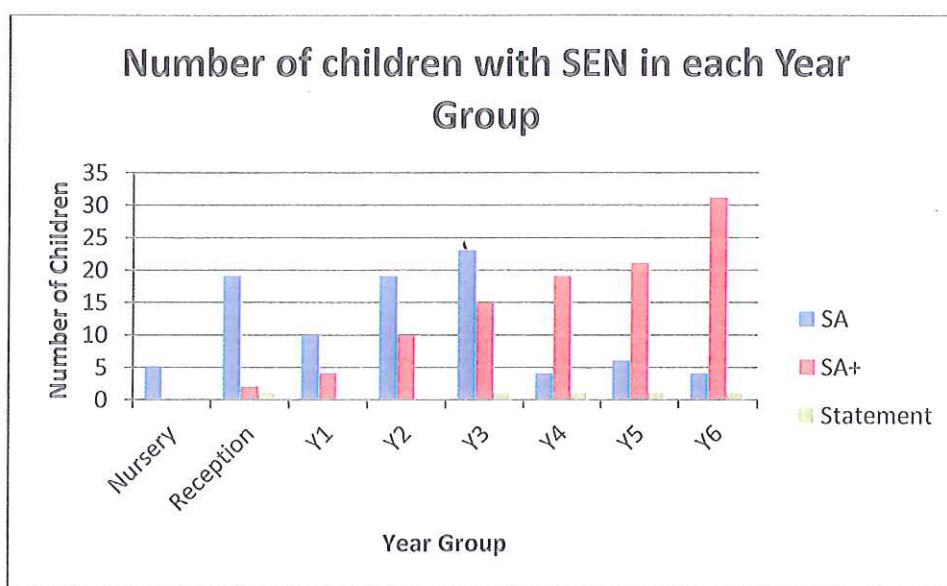
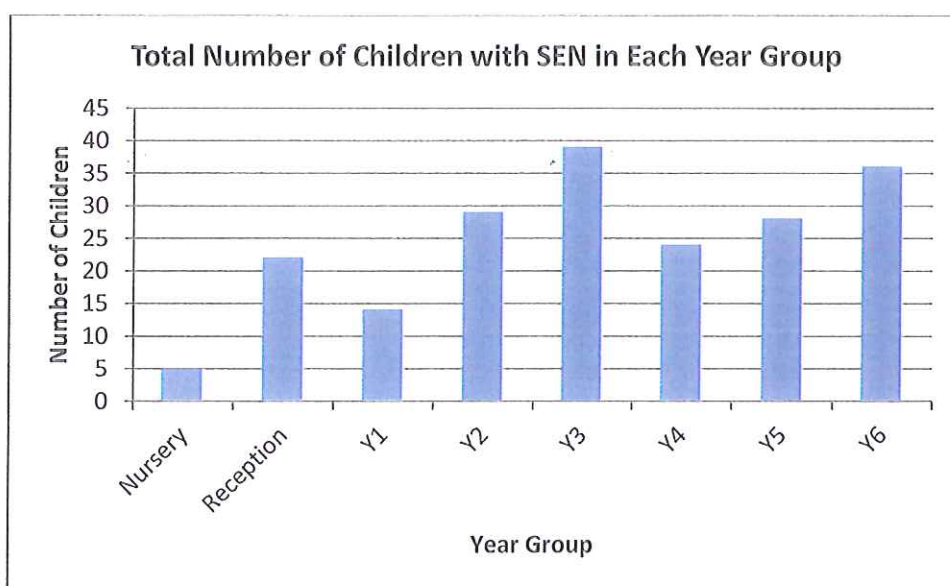
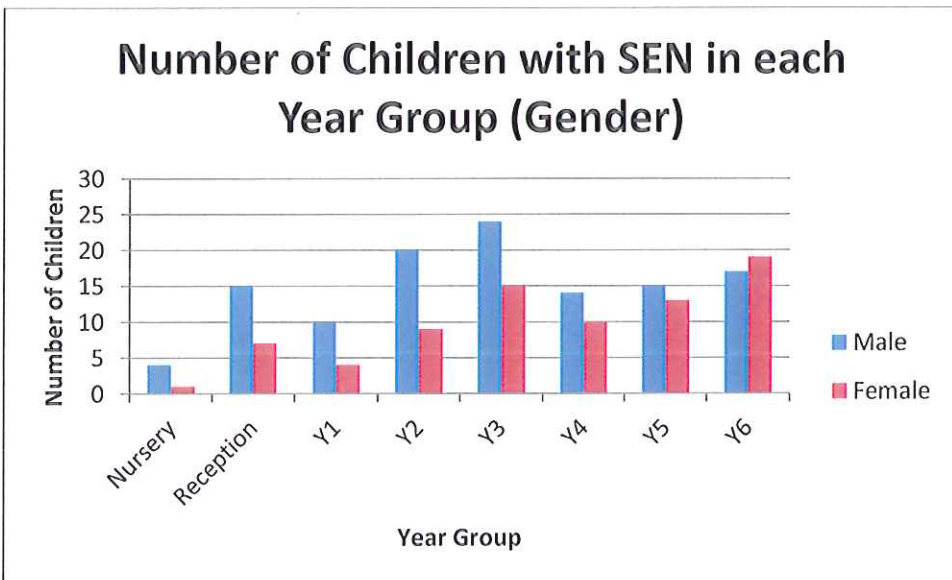
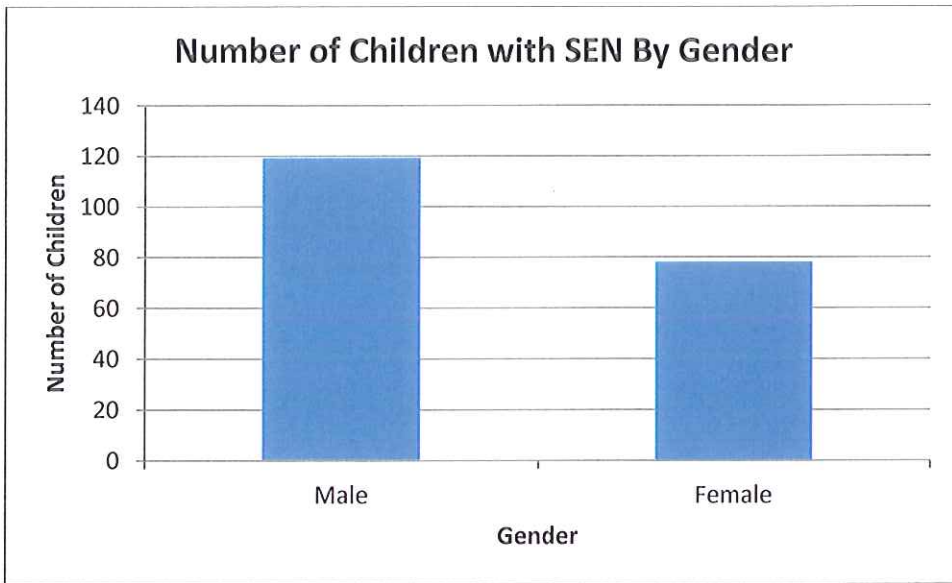


Gorton Mount Primary Academy SEN Data Analysis–

Year group	SA	SA+	Statement	Total
Nursery	5	0	0	5
Reception	19	2	1	22
Y1	10	4	0	14
Y2	19	10	0	29
Y3	23	15	1	39
Y4	4	19	1	24
Y5	6	21	1	28
Y6	4	31	1	36
Total		102	5	197



Year group	Male	Female	Total
Nursery	4	1	5
Reception	15	7	22
Y1	10	4	14
Y2	20	9	29
Y3	24	15	39
Y4	14	10	24
Y5	15	13	28
Y6	17	19	36
Total	119	78	197



Special Educational Need Types

ASD – Autistic Spectrum Disorder

BESD – Behavioural, Emotional Social

HI – Hearing Impairment

MLD – Moderate Learning Difficulty

OD/D – Other Difficulty/Disability

PD – Physical Difficulty

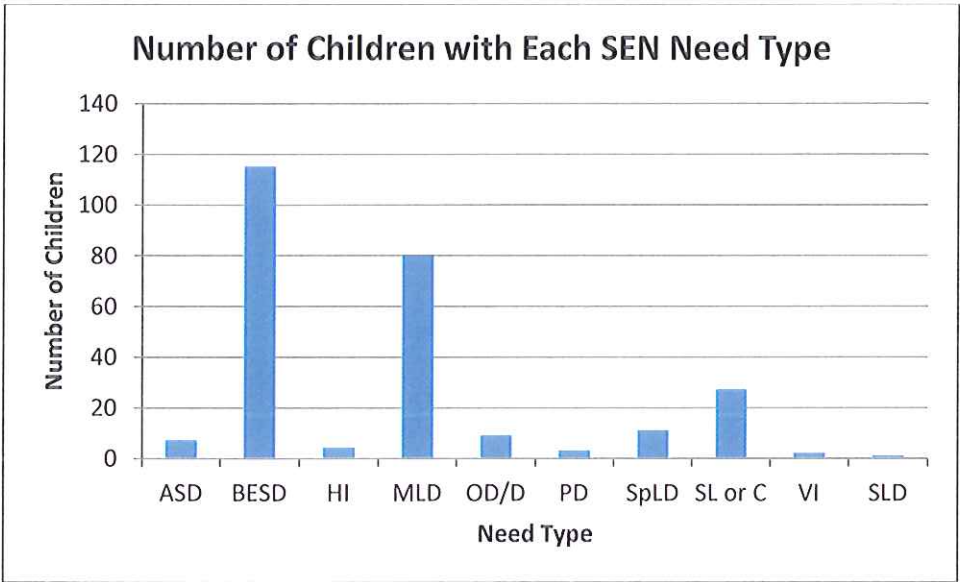
SpLD – Specific Learning Difficulty

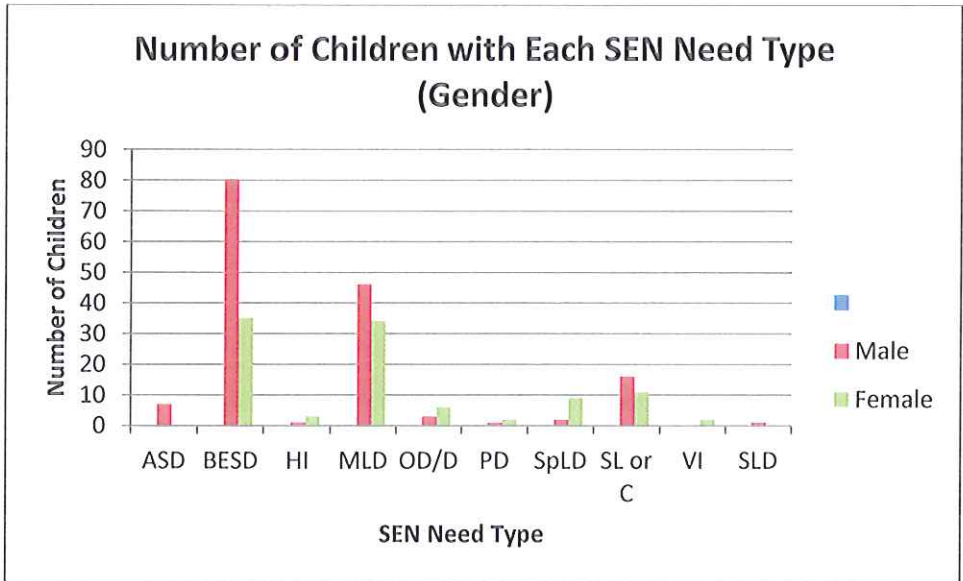
SL or C – Speech, Language or Communication

VI – Visual impairment

SLD – Severe Learning Difficulty

SEN Need Type	Male	Female	Total
ASD	7	0	7
BESD	80	35	115
HI	1	3	4
MLD	46	34	80
OD/D	3	6	9
PD	1	2	3
SpLD	2	9	11
SL or C	16	11	27
VI	0	2	2
SLD	1	0	1
Total	157	102	259





Number of Need Types	Number of Children
One	147
Two	40
Three	9
Four	0
Five	1
Total	197

